

SOFTLINE WOOD

High performance module




QUICK FACTS

- Thermal comfort according to EN ISO 7730
- Building material class: B-s1,d0, EN 13501-1
- High heating & cooling capacity
- With optional absorbers:
Advanced sound absorption values (class B)
- Real wood from sustainable forestry
- Easy installation
- Can be combined with CAURUS
- Integration of various components
 - Different lighting designs
 - Sprinklers
 - Smoke detectors
 - Supply / extract air elements

Capacity (water)	
Cooling	Heating
Up to 90 W/m ² (8 K), EN 14240:2004	Up to 86 W/m ² (15 K), EN 14037:2016
Acoustics with sound absorber	
α _w : up to 0.85	

Swegon 

In cooperation with

TOP | A | K | U | S | T | I | K 

Acoustic panel solutions

Technical description

General

The high-performance module SOFTLINE WOOD is a climate ceiling system that combines the natural aesthetics of real wood with high-performance heat conducting profiles to create an optimum indoor climate.

The real wood slats are not only visually appealing, but also acoustically active, ensuring pleasant room acoustics. The high-performance heat-conducting profiles are circulated by the room air and enable efficient climate control - both for heating and cooling.

Activation

Water system: the radiant ceiling is a passive system which absorbs heat via the ceiling surface (cooling application) or transfers it to the room (heating application).


The SOFTLINE modules are activated by copper pipe meanders (external diameter 12 mm) which are pressed into the aluminium fins.

Functions

The high performance modules are multifunctional. In addition to their thermal functions of cooling/heating, they can also be fitted with additional features, such as acoustic elements, smoke detectors and lighting.

Combinations

- SOFTLINE WOOD + CAURUS



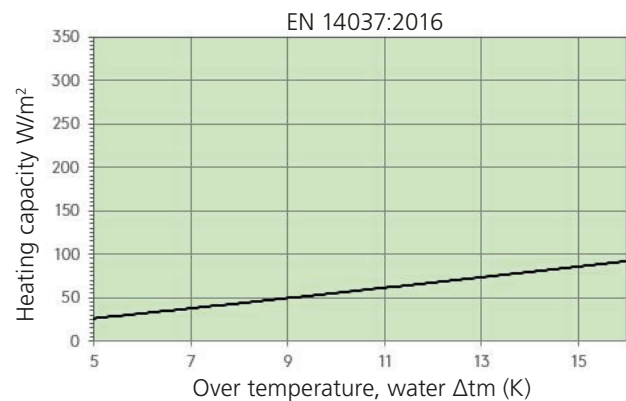
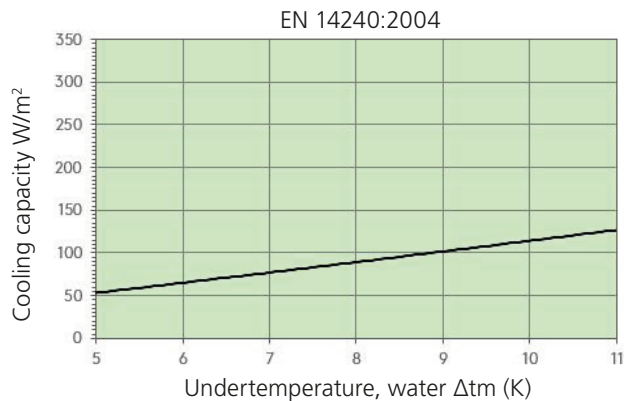
Technical data

Capacity

Design example:

Module length	1000 mm to 2550 mm
Installation height	min. 180 mm
Supply/extract air <small>(Combination options with ventilation system on request. With supply air, the capacity increases by 5 % in office space.)</small>	None

(Performance data without project-specific factors that affect performance.)



Version	Cooling 8 K	Cooling 10 K	Heating 15 K
SOFTLINE WOOD high performance module	Up to 90 W/m^2	Up to 114 W/m^2	Up to 86 W/m^2

Note

- SN EN 14240: The cooling capacity is based on the active surface area according to SN EN 14240:2004. The active surface area is calculated according to SN EN 14240 from the number of heat conducting rails x heat conducting rail length x heat conducting rail spacing.
- SN EN 14037: The heating capacity is based on the active surface area according to SN EN 14037:2016. The active surface is calculated according to SN EN 14037 from the ceiling panel length x ceiling panel width.

Recommendations for use

Water

- Flow temperature
 - For cooling: 16 – 18 °C
 - For heating: 28 – 37 °C
- Temperature spread Δt (flow - return)
 - For cooling: 2 – 3 K
 - For heating: 3 – 5 K
- Pressure drop: 20 – 25 kPa
- Water flow rate: 90 – 200 l/h
- Max. operating pressure: up to 9 bar
- Water quality according to: SWKI BT 102-01, BTGA 3.003, VDI 2035

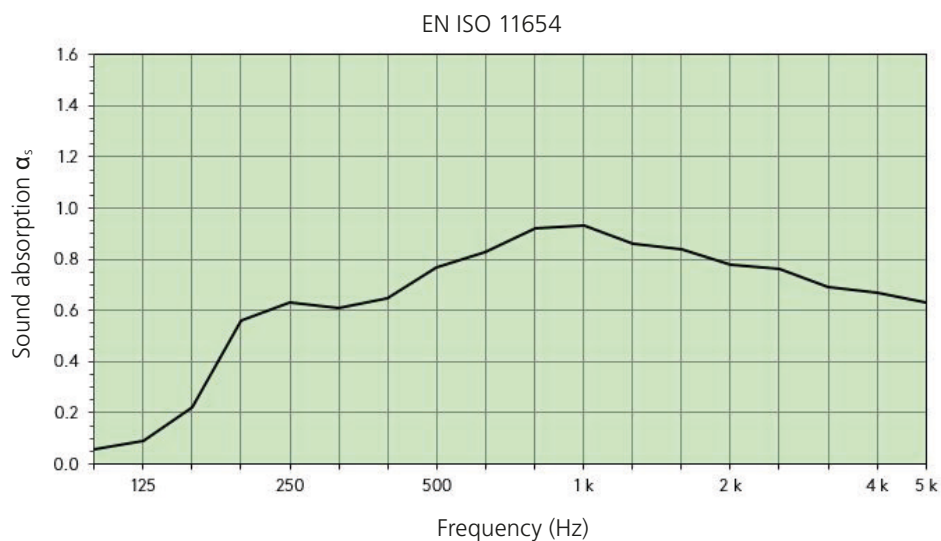
Environment

- Ambient temperatures: +5 – 50 °C
- Relative humidity: up to 90 %

Acoustics

Baseline data, example:

Installation height	min. 180 mm
Acoustic inlay	Fleece
Additional inlay (mineral wool)	with
Sound absorption α_p	250: 0,63 500: 0,77 1k: 0,93 2k: 0,78 4k: 0,67
Sound absorption α_w	α_w : 0,85
Sound absorption class (EN ISO 11654)	B



Fire safety

- Building material class B-s1,d0, EN 13501-1 (without sound absorber)

System

Ceiling system

- High performance module with fins
- Real wood between the fins

Installation systems

- Installation height: min. 180 mm
 - Threaded rods
 - Mounting bracket

Material, weight and dimensions

Material and weight

Material	Weight (incl. activation elements, water)
Aluminium fins and wooden fins with frame	Approx. 10 kg/m ²
Aluminium fins and wooden fins without frame	Approx. 9 kg/m ²

Building material class: B-s1,d0, EN 13501-1
(depending on acoustic elements and surfaces).

Surface

Finishes

- Powder coating
- Anodised
- Wooden fins

Colours




- Standard: RAL 9010
- For other RAL/NCS colours, please enquire
- Common anodised colours

Wooden fins




- 3-layer panel white fir
- MDF veneered European oak
- MDF veneered American walnut
- Other types available on request

Real wood veneers

Surfaces

3-layer panel white fir	MDF veneered European oak	MDF veneered American walnut
		

Perforations

Classic 14/2 M	ARIA-Plus 28/4 M	Micro 2/2/0.5 M
		

Dimensions

	Length	Width	Height	Pipe rows	Pipe spacing
With frame	1050 mm – 2550 mm	650 mm – 1370 mm	60 mm	3 – 6	240 mm
Without frame	1000 mm – 2500 mm	600 mm – 1320 mm	50 mm	3 – 6	240 mm

Custom dimensions on request.

Swegon Klimadecken GmbH

Schwarzwaldstrasse 2

64646 Heppenheim

T: +49 6252 7907-0

F: +49 6252 7907-31

vertrieb.klimadecken@swegon.de

swegon.de/klimadeckensysteme